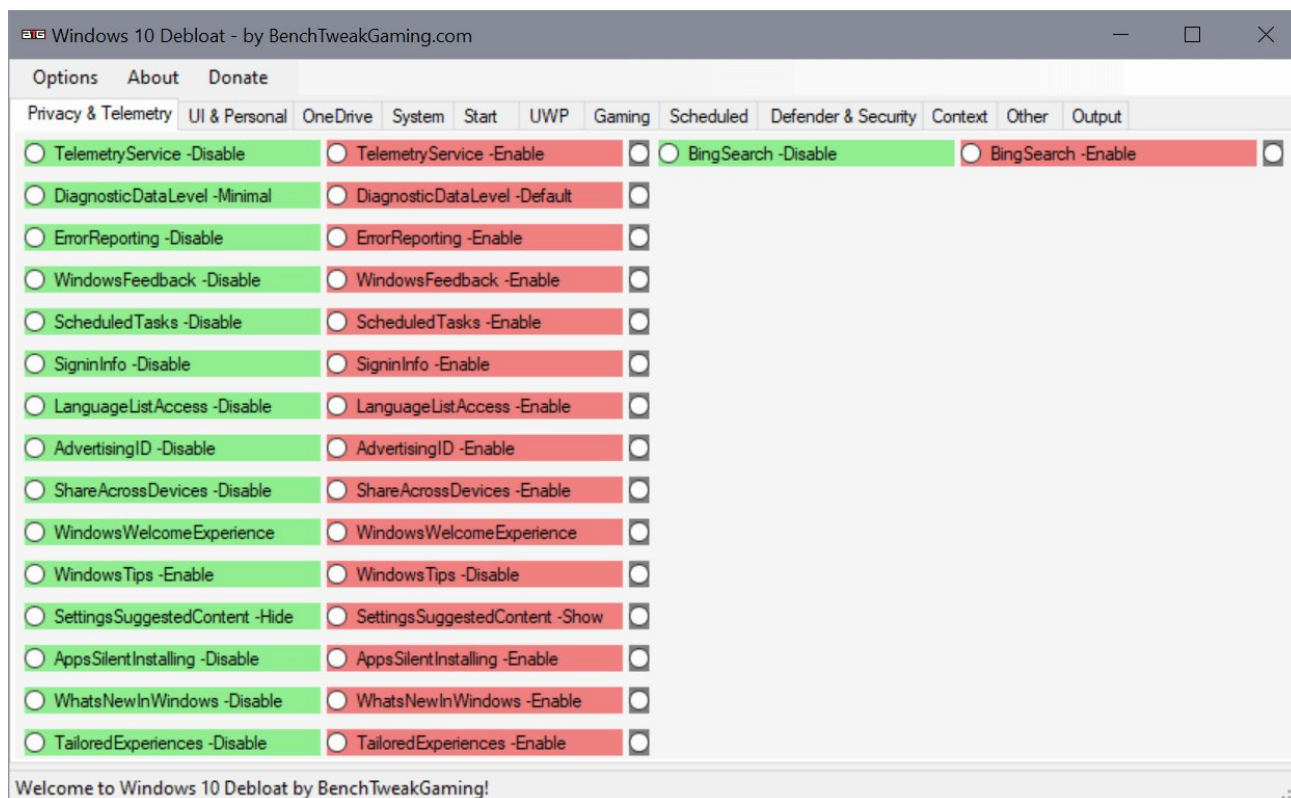


Windows 10 Debloat Tool GUI improves the Windows 10 tweaker's usability



MARTIN BRINKMANN Dec 14, 2020 *Updated • Dec 14, 2020*

Windows, Windows 10 | 27 

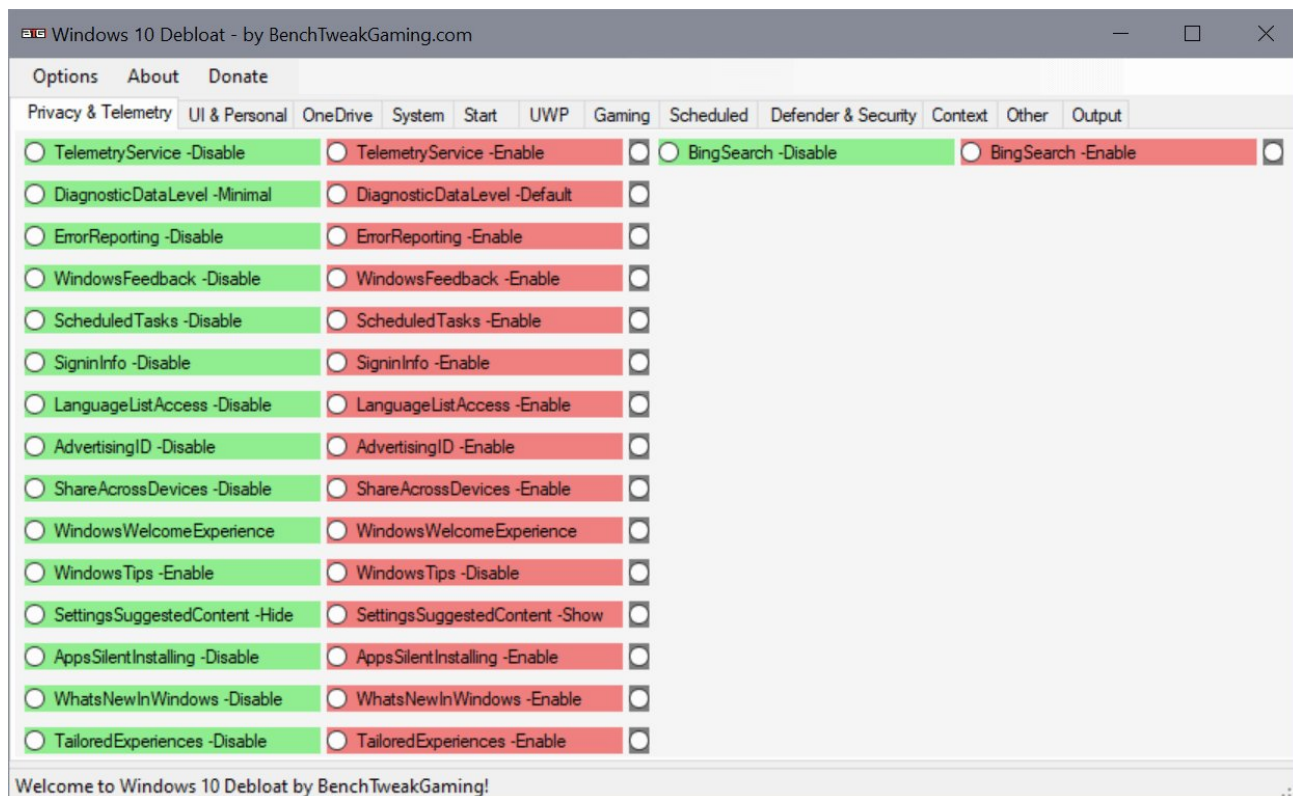
Windows 10 Sophia Script is a powerful PowerShell script to make all kinds of tweaks to Windows 10 systems. We reviewed [Sophia Script](#) in the past and found it to be a very powerful yet complex option reserved to advanced Windows users who know how to read and edit PowerShell scripts.

ADVERTISEMENT

<https://www.ghacks.net/2020/12/14/windows-10-debloat-tool-gui-improves-the-windows-10-tweakers-usability/>

The release of Windows 10 Debloat Tool GUI / Debloater (2004/20H2) changes that as it adds a graphical user interface to the tool. All you need to do is download the package from the BenchTweakgaming website, extract it once it has been downloaded, and run the included executable file.

The package includes a version of the Sophia Script so that you can start making changes to the system right away. Note that the tool requires elevated rights and that you will get an UAC prompt when you run it.



The graphical user interface uses tabs to divide tweak into different categories. Tweaks are listed in columns in the interface; don't get confused with the green and red colors used by the program, as these are used as visual distinguishers and not to distinguish between safe and dangerous tweaks.

Each tweak has a checkbox next to it that you use to enable it. All you have to do is go through each tab, check boxes as you see fit, and use the "run PowerShell" option of the output tab to make the changes to the system.

While it is certainly more comfortable using the GUI, as you don't need to modify the PowerShell script directly, you may find yourself lost when it comes to the purpose of some of the listed tweaks. There is no description, and that means that you need to do some research to find out about a tweak if you can't work out what it does when you look at its name.

The program does not check current settings to check the various boxes in its interface.

The output tab includes an option to display the PowerShell script based on selections without running it, and options to save output.

Select Options to use the "clear all" or "defaults" options, handy if you want to start over or restore default values to all tweaks.

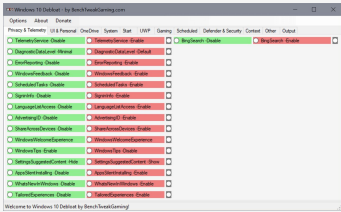

Closing Words

Windows 10 Debloat Tool GUI is a useful program for users of the Sophia Script. It makes all tweaks of the script available in a graphical user interface, and that makes it easier to work with for many users.


The program has a few shortcomings currently. The text was not very sharp on my Surface Go test system when I ran the program, and the lack of descriptions and current settings check makes it difficult to use. Still, it is easier to use than the PowerShell script.

Now You: Which Windows tweak / privacy software do you use, and why?

Summary



Author Rating



2.5 based on **10** votes

Software Name

Windows 10 Debloat Tool GUI

Operating System

Windows

Software Category

Privacy

Landing Page

<https://benchtweaking.com/2020/11/12/windows-10-debloat-tool/>


Advertisement

ABOUT MARTIN BRINKMANN

Martin Brinkmann is a journalist from Germany who founded Ghacks Technology News Back in 2005. He is passionate about all things tech and knows the Internet and computers like the back of his hand. You

can follow Martin on [Facebook](#) or [Twitter](#), and read his weekly tech newsletter on [Substack](#)
[View all posts by Martin Brinkmann](#) →

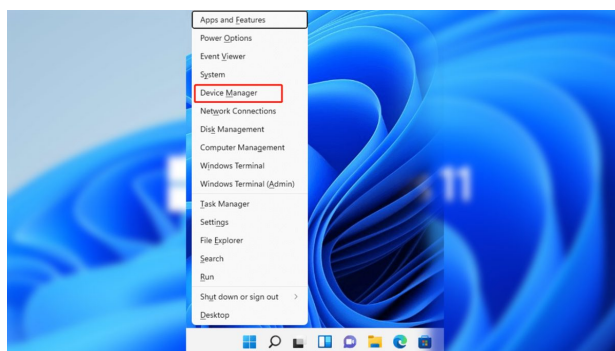
RELATED CONTENT




TUTORIALS & TIPS



How to Capture Screenshots on Windows 10 and 11



Quick Ways to Open Device Manager in Windows 11



Here is How to Permanently Disable Windows Defender



4 Tested Ways to Install Windows 11 on Unsupported CPU

Previous Post: « [Microsoft Windows Security Updates December 2020 overview](#)

Next Post: « [First look at Windows 10's new DiskUsage analysis tool](#)

Comments

Nick said on February 4, 2021 at 11:02 am

REPLY

put the link for download app.

Anonymous said on December 15, 2020 at 8:11 pm

REPLY

I like belims little and nifty tools. most of them are self-explanatory as Privatezilla

Johnston said on December 15, 2020 at 7:03 pm

REPLY

go and be happy with this

<https://github.com/builtbybel/privatezilla>

Its open source and regulary maintaned as all apps made Builtbybel

Benjamin said on December 15, 2020 at 8:07 am

REPLY

Well i use <https://www.w10privacy.de/> since when i discovered it and i find it to be a simple yet informative and efficient lightweight tool to tell the MS OS what do do and what not... yet, many of this settings are not for the casual user no matter how easy it appears to be.

owl said on December 17, 2020 at 3:39 pm

REPLY

<https://www.w10privacy.de/>

I agree!

My favorite is "W10 Privacy".

<https://www.ghacks.net/2020/12/14/windows-10-debloat-tool-gui-improves-the-windows-10-tweakers-usability/>

W10 Privacy gives you control over everything about Microsoft products.

Other tools, such as O & O ShutUp10, are not hold a candle to W10 Privacy.

W10 Privacy is the best.

Installation

<https://www.w10privacy.de/english-home/instructions-1/>

FAQ (German only)

<https://www.w10privacy.de/deutsch-start/faq/>

Changelog (German only)

<https://www.w10privacy.de/deutsch-start/versionshistorie/>

About (German only)

<https://www.w10privacy.de/about/>

Author: Bernd Schuster (Wiesenthal 7, 58849 Herscheid, Germany)

owl said on December 18, 2020 at 12:36 am

REPLY

For your information:

Currently (W10Privacy v.3.7.0.1), the languages included in the app are German, English, French, Russian, Spanish, Turkish, Polish and Italian.

(C:\Users\Username\AppData\Roaming\W10Privacy\Languages.ini) Be able to localize "Languages.ini" of the application file with a text editor (UTF-8).

mike said on December 15, 2020 at 5:34 am

REPLY

Leave all alone....sht

when 10 came out omg..dont ..dont / ya know

now Sophia with a whine in her hand freaking all out

come on on peopleeasy ...LEAVE SHT LONE

squeeze said on December 15, 2020 at 9:33 am

REPLY

@mike

"ya know" ?

Nope. I can't relate to your thinking at all, especially being that your demanding what others should do, which is a rather silly thing to say with this topic.

Simon said on December 15, 2020 at 2:08 am

REPLY

@Ken

Totally agree. Immature work. Who knows what else he's messing up in the background.

As other have mentioned, though O&O ShutUp10 doesn't cover everything, at least it's been coded by professionals.

I'm a coder myself.

Mirai said on December 15, 2020 at 9:19 am

REPLY

@Simon

I'm not a coder, but I likewise trust O&O ShutUp10 to not screw things up, either by me or it.

I've been using it for years now with no issues.

I also use O&O AppBuster.

Beyond that, when I require more privacy, I use a different rig and network. I do some work for a sketchy Chinese conglomerate connected to the PLA, so there you go.

Anonymous said on December 15, 2020 at 1:58 am

REPLY

Wow an program with a functional desktop UI? I thought I would never see this day again. Much better than that horrible UI Builtbybel made for Privatezilla and Bloatbox.

blackbird said on December 14, 2020 at 8:51 pm

REPLY

I'm a Blackbird user

Jada Gitt said on December 19, 2020 at 12:21 am

REPLY

Why does blackbird get so many hits on virustotal?

Haakon said on December 14, 2020 at 8:36 pm

REPLY

O&O ShutUp10 is my all-time favorite having tested so many on my Win10 Pro test system having started as a Tech Preview Oct. 2014 install, on Slow Ring until 2016, now on 20H2.

O&O ShutUp10 runs on two Win10 desktop systems, one Home 20H1, one Pro 1909.

All current settings are visible on one scrollable screen with red/green switches prominently displayed. A mouse hover and click displays a dialogue explaining the setting's purpose.

Menu selected schemes, “Actions,” embedded in the app are:

Apply only recommended settings

Recommended and somewhat recommended settings

Apply all settings

Undo all changes (“factory settings”)

Settings’ recommended status are warning tagged with a green check mark for yes (meaning OK), a yellow triangle for limited, and a red ! For no.

User Actions schemes are easily exported and imported if the embedded Actions don’t meet needs.

Easy to configure and reconfigure over and over if necessary for troubleshooting. As well as being a tweaker’s delight.

Ken said on December 14, 2020 at 1:55 pm

REPLY

Any such tweaker that does not check and display the status of the setting is sorely lacking. Users should have the capability to find and re-enable a setting if needed.

Emil said on December 14, 2020 at 11:38 am

REPLY

Oh great another “system tweaker” with serious chances of mucking over everything if you don’t know what you’re doing. The fact that it doesn’t read the current settings alone is an automatic dq in my book.

Norio said on December 14, 2020 at 8:35 pm

REPLY

I agree. The lack of a “current status” indicator is a deal-killer, as is the lack of an “undo” or even a revert to “default” mechanism.

Haakon said on December 14, 2020 at 8:27 pm

REPLY

Rumor has it that ghacks dot net’s target audience is for those who know what they’re doing.

Golden Bucket said on December 15, 2020 at 9:57 am

REPLY

@Haakon

Rumors aside, our elite marketing data has shown that ghacks’ target audience are ultracrepidarians who have a propensity for extremism and pomposity. What we call the “Cliff Clavin” group.

dirt said on October 30, 2021 at 8:28 am

REPLY

slam dunk there norm

edio said on December 14, 2020 at 2:29 pm

REPLY

Make a system restore point first.

matthiew said on December 15, 2020 at 1:27 am

REPLY

System Restore hasn't worked in years. It started having issues in Windows 8, and now it's disabled by default in Windows 10.

chesscanoe said on December 14, 2020 at 11:10 am

REPLY

I am a light user of Winaero Tweaker <https://winaero.com/winaero-tweaker/> and am pleased with it. I only use elements of it that I cannot find in native Windows, as I prefer not to overuse a tool I do not fully understand. Reset to default is built in function, however.

Peter said on December 14, 2020 at 7:23 am

REPLY

You should explicitly mention that this GUI is NOT for a Powershell script collection called similar "Windows10Debloater" which is located here:

<https://github.com/Syncnex/Windows10Debloater>

A few words about what is different between the two script tools would be necessary and helpful

Michel Delving said on December 14, 2020 at 7:18 am

REPLY

I wish the various Windows 10 privacy, cleanup and sanitise utility writers would collaborate and maintain a single comprehensive repository of all the updates and settings required to keep microsoft out of our business, instead of leaving it to the end users to try to figure out which combination of utilities we need to use to ensure we're protected from microsoft.

They then merely compete on interface and usability.

No Thanks, Five Eyes said on December 15, 2020 at 12:51 am

REPLY

I wish people in general would drop the pretense that Microsoft and Google's clandestine surveillance

activities aren't malicious. Windows 10, Android, and their services can literally be classified as malware. Microsoft and Google are no different from Avast and Facebook when it comes to spying, they are actually FAR WORSE and more invasive, but people still foolishly believe they are trustworthy.

Anonymous said on December 15, 2020 at 9:28 pm

REPLY

I naÃ¯ve view. You need an OS but you don't need social media.

Leave a Reply

Comment

Check the box to consent to your data being stored in line with the guidelines set out in our privacy policy

We love comments and welcome thoughtful and civilized discussion. Rudeness and personal attacks will not be tolerated. Please stay on-topic.

Please note that your comment may not appear immediately after you post it.

Name

Email

--	--

Save my name, email, and website in this browser for the next time I comment.

POST COMMENT

SPREAD THE WORD





HOT DISCUSSIONS

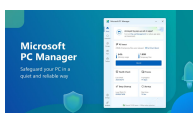


Microsoft is pestering Windows 10 users with full-screen pop-ups to upgrade to Windows 11



Microsoft Graveyard: last honor for dead Microsoft products

RECENTLY UPDATED



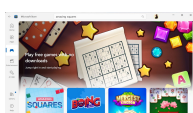
Microsoft PC Manager is now available on the Microsoft Store for Windows 10 and 11



Microsoft Graveyard: last honor for dead Microsoft products



Microsoft is pestering Windows 10 users with full-screen pop-ups to upgrade to Windows 11



Microsoft adds games that you can play without download to the Microsoft Store



KeePass 2.56 released: options search and history improvements



Microsoft sneaks ads into the new Outlook for Windows




Google confirms that cache links have been removed from search results



LibreOffice 24.2 released: enables automatic recovery of documents



How to block account changes on iPhone using Screen Time



Microsoft Edge's latest AI tool sends open websites to Microsoft

LATEST FROM SOFTONIC

- [Square Enix reveals all the details about Final Fantasy VII Rebirth](#)
- [These Pokémon Go news will interest you: get to know the Adventure Effects](#)
- [The most feared moment for all Disney+ users has arrived: there is no turning back](#)
- [Did Helldivers 2 surpass Palworld on Steam?](#)

ABOUT GHACKS

Ghacks is a technology news blog that was founded in 2005 by Martin Brinkmann. It has since then become one of the most popular tech news sites on the Internet with five authors and regular contributions from freelance writers.

[About](#)

[RSS Feeds](#)

[Legal Information](#)

[Terms of use](#)

[Privacy Policy](#)

[Cookie Policy](#)

[Cookie settings](#)

[Advertise with Us](#)

[Martin Brinkmann](#)

[Mike Turcotte](#)

[Ashwin](#)

[We Use](#)

The name and logo of Ghacks are copyrights or trademarks of SOFTONIC INTERNATIONAL S.A.
Copyright SOFTONIC INTERNATIONAL S.A. © 2005- 2024 - All rights reserved